

FEATURES

- Schottky barrier rectifier
- Guardring protection
- Low forward voltage
- Reverse energy tested
- High current capability
- Extremely low thermal resistance

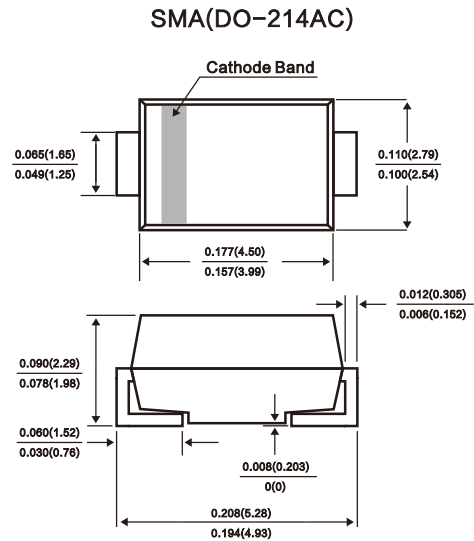
Mechanical Data

Case: SMA molded plastic body

Polarity: Color band denotes cathode end

Mounting position: ANY

Weight: 0.002 ounces, 0.064 gram



Dimensions in inches and (millimeters)

MAXIMUM RATINGS AND ELECTRICAL CHARACTERISTICS

Ratings at 25°C ambient temperature unless otherwise specified.
Single phase half-wave 60Hz, resistive or inductive load, for capacitive load current derate by 20%.

	SYMBOLS	SS12	SS13	SS14	SS15	SS16	SS18	SS110	SS115	SS120	UNITS
Maximum repetitive peak reverse voltage	V_{RRM}	20	30	40	50	60	80	100	150	200	VOLTS
Maximum RMS voltage	V_{RMS}	14	21	28	35	42	56	70	105	140	VOLTS
Maximum DC blocking voltage	V_{DC}	20	30	40	50	60	80	100	150	200	VOLTS
Maximum average forward rectified current at T_L (see fig.1)	$I_{(AV)}$	1.0									Amp
Peak forward surge current 8.3ms single half sine-wave superimposed on rated load (JEDEC Method)	I_{FSM}	30.0									Amps
Maximum instantaneous forward voltage at 1.0A	V_F	0.45	0.55	0.70	0.85				0.95	Volts	
Maximum DC reverse current at rated DC blocking voltage	I_R	0.5						0.2		mA	
		10.0				5.0		2.0			
Typical junction capacitance (NOTE 1)	C_J	110			90					pF	
Typical thermal resistance (NOTE 2)	$R_{\theta JA}$	88.0									°C/W
Operating junction temperature range	T_J	-50 to +125					-50 to +150				°C
Storage temperature range	T_{STG}	-50 to +150									°C

Note:1. Measured at 1MHz and applied reverse voltage of 4.0V D.C.

2. P.C.B. mounted with 0.2x0.2" (5.0x5.0mm) copper pad areas

FIG.1 – FORWARD DERATING CURVE

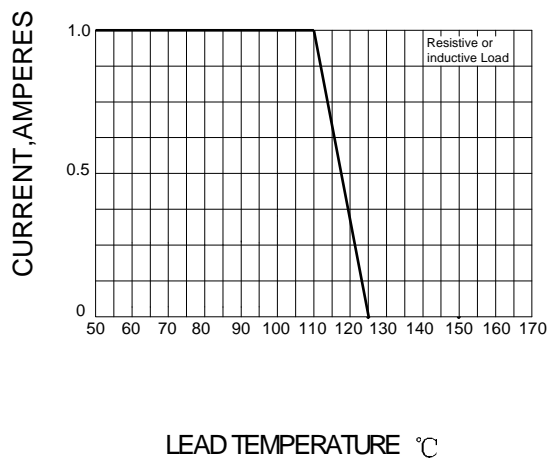


FIG.2– PEAK FORWARD SURGE CURRENT

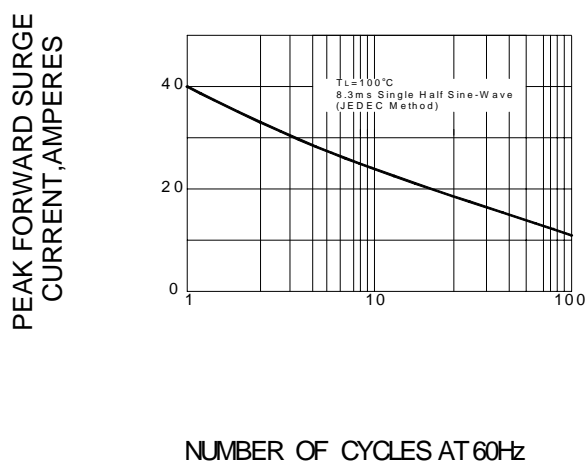


FIG.3 – TYPICAL FORWARD CHARACTERISTICS

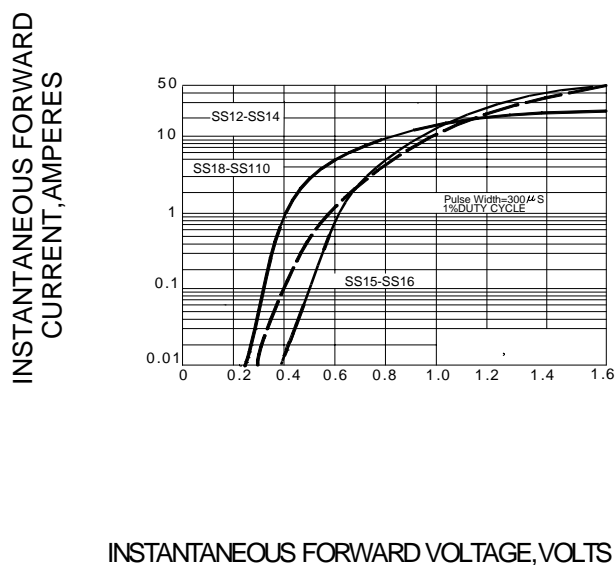
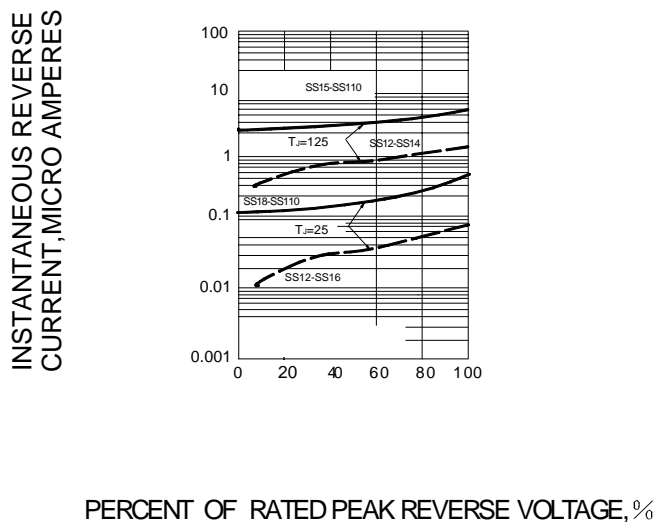


FIG.4 – TYPICAL REVERSE CHARACTERISTICS



ORDERING INFORMATION

Order Code	Package	Baseqty	Deliverymode
SS12	SMA	2000	Tape and reel
SS13	SMA	2000	Tape and reel
SS14	SMA	2000	Tape and reel
SS15	SMA	2000	Tape and reel
SS16	SMA	2000	Tape and reel
SS18	SMA	2000	Tape and reel
SS110	SMA	2000	Tape and reel
SS115	SMA	2000	Tape and reel
SS120	SMA	2000	Tape and reel