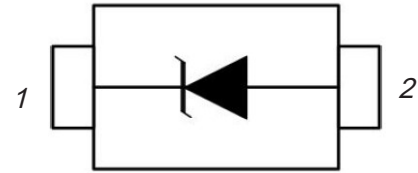


FEATURES

- IEC61000-4-2 (ESD) ±15kV (air), ±8kV (contact)
- IEC61000-4-4 (EFT) 40A (5/50ns)
- 350 Watts Peak Pulse Power per (tp=8/20µs)
- Protects one I/O line (unidirectional)
- Low clamping voltage
- Working voltages : 3.3V to 36V
- Low leakage current



APPLICATIONS

- Cell Phone Handsets and Accessories
- Microprocessor based equipment
- Personal Digital Assistants (PDA's)
- Notebooks, Desktops, and Servers
- Portable Instrumentation
- Networking and Telecom
- Serial and Parallel Ports
- Peripherals

MACHANICAL DATA

- SOD-323 package
- Packaging: Tape and Reel
- High temperature soldering guaranteed: 260°C/10s

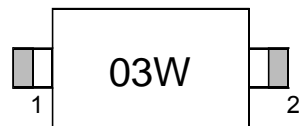
ABSOLUTE MAXIMUM RATING

Symbol	Parameter	Value	Units
V _{ESD}	ESD per IEC 61000-4-2 (Air)	±15	kV
	ESD per IEC 61000-4-2 (Contact)	±8	
P _{PP}	Peak Pulse Power (8/20µs)	350	W
T _{OPT}	Operating Temperature	-55/+150	°C
T _{STG}	Storage Temperature	-55/+150	°C
T _L	Lead Soldering Temperature	260 (10 sec.)	°C

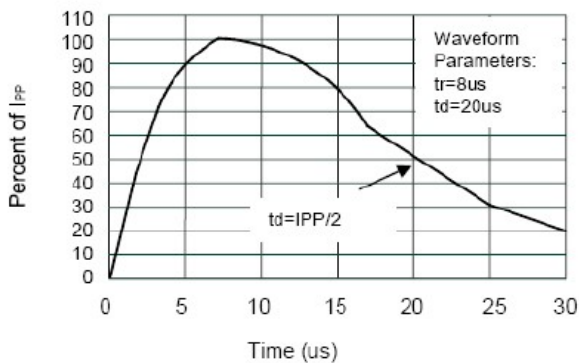
ELECTRICAL CHARACTERISTICS (T_{amb}=25 °C)

PART NUMBER	DEVICE MARKING	V _{RWM}	V _B	I _T	V _{C@1A}	V _C		I _R	C _T
		(V) (max.)	(V) (min.)	(mA)	(V) (max.)	(max.)	(@A)	(μA) (max.)	(pF) (max.)
SD03	03W	3.3	4	1	6.5	10.5	20	40	450
SD05	05W	5	6	1	9.8	18	17	10	300
SD12	12W	12	13.3	1	19	32	11	1	130
SD15	15W	15	16.7	1	24	38	10	1	120
SD18	18W	18	20.0	1	29	45	9	1	100
SD20	20W	20	22.3	1	35	50	8	1	90
SD24	24W	24	26.7	1	43	52	7	1	80
SD36	36W	36	40	1	60	75	5	1	60

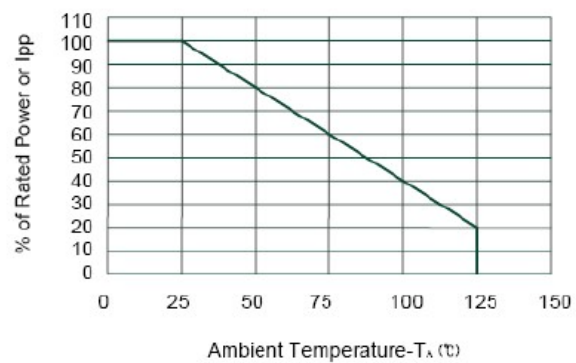
Marking



ELECTRICAL CHARACTERISTICS CURVE

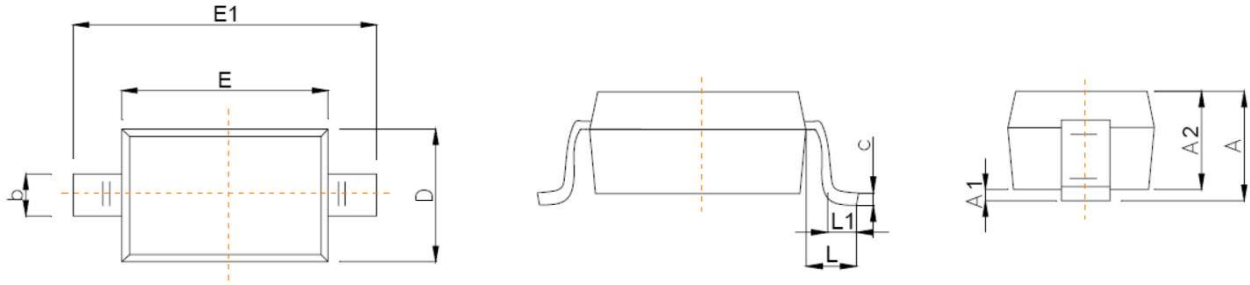


Pulse Waveform

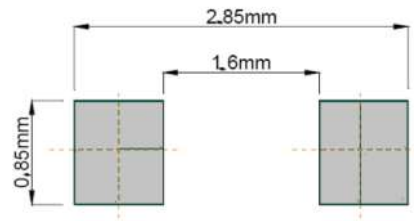


Power Derating Curve

SOD-323 PACKAGE OUTLINE DIMENSIONS



Symbol	Dimensions In Millimeters	
	Min	Max
A		1.00
A1	0.000	0.100
A2	0.800	0.900
b	0.250	0.350
c	0.080	0.150
D	1.200	1.400
E	1.600	1.800
E1	2.500	2.700
e	1.800	2.040
L	0.475 REF	
L1	0.250	0.400
θ	0°	8°



Recommended Pad outline